

CITY OF SEALY, TEXAS
INVESTMENT PORTFOLIO — DETAIL OF HOLDINGS BY MATURITY DATE
FOR THE QUARTER ENDED MARCH 31, 2019

FINANCIAL INSTITUTION	ACCOUNT NAME	(Note 1)			(Note 1)					
		BEGINNING BALANCE AS OF 12/31/2018	DEPOSITS	WITHDRAWALS	QUARTER-TO-DATE INTEREST INCOME (EXPENSE)	ENDING BALANCE AS OF 3/31/2019	MATURITY DATE	DAYS TO MATURITY	YIELD TO MATURITY	FISCAL-YEAR-TO-DATE INTEREST INCOME (EXPENSE)
TexPool	Special Account Investment	\$ 92,624.37	\$ -	\$ -	\$ 549.48	\$ 93,173.85	04/01/2019	1	2.5026%	\$ 1,063.87
TexPool	Hotel/Motel Occupancy Tax Fund	\$ 50,784.81	\$ -	\$ -	\$ 301.27	\$ 51,086.08	04/01/2019	1	2.5026%	\$ 583.32
TexPool	Sealy EDC General Investment Account	\$ 401,672.67	\$ -	\$ -	\$ 2,382.75	\$ 404,055.42	04/01/2019	1	2.5026%	\$ 4,613.48
TexPool	2016 General Obligation Refunding Bonds I&S Fund	\$ 168,160.31	\$ -	\$ -	\$ 997.51	\$ 169,157.82	04/01/2019	1	2.5026%	\$ 1,931.45
TexPool	2010 Certificates of Obligation I&S Fund	\$ 34,730.87	\$ -	\$ -	\$ 206.08	\$ 34,936.95	04/01/2019	1	2.5026%	\$ 398.94
TexPool	2011 Certificates of Obligation I&S Fund	\$ 6,333.54	\$ -	\$ -	\$ 37.57	\$ 6,371.11	04/01/2019	1	2.5026%	\$ 72.72
TexPool	2015 Certificates of Obligation I&S Fund	\$ 25,620.92	\$ -	\$ -	\$ 151.93	\$ 25,772.85	04/01/2019	1	2.5026%	\$ 294.18
TexPool	2015 Certificates of Obligation Capital Projects Fund	\$ 2,053,525.46	\$ -	\$ 1,000,000.00	\$ 6,651.71	\$ 1,060,177.17	04/01/2019	1	2.5026%	\$ 19,340.04
TexPool	2018 Certificates of Obligation Construction Fund	\$ 5,023,244.36	\$ -	\$ -	\$ 29,798.37	\$ 5,053,042.73	04/01/2019	1	2.5026%	\$ 53,042.73
TexPool	Water Customer Deposits Account	\$ 45,087.42	\$ -	\$ 261.45	\$ 266.36	\$ 45,092.33	04/01/2019	1	2.5026%	\$ 517.24
TexPool	Gas Customer Deposits Account	\$ 45,087.42	\$ -	\$ 261.45	\$ 266.36	\$ 45,092.33	04/01/2019	1	2.5026%	\$ 517.24
TexSTAR	Special Account Investment	\$ 92,644.59	\$ -	\$ -	\$ 549.69	\$ 93,194.28	04/01/2019	1	2.4322%	\$ 1,068.15
TexSTAR	Hotel/Motel Occupancy Tax Fund	\$ 50,786.40	\$ -	\$ -	\$ 301.34	\$ 51,087.74	04/01/2019	1	2.4322%	\$ 585.61
TexSTAR	Sealy EDC General Investment Account	\$ 401,699.30	\$ -	\$ -	\$ 2,383.47	\$ 404,082.77	04/01/2019	1	2.4322%	\$ 4,631.60
TexSTAR	2016 General Obligation Refunding Bonds I&S Fund	\$ 168,183.49	\$ -	\$ -	\$ 997.96	\$ 169,181.45	04/01/2019	1	2.4322%	\$ 1,939.20
TexSTAR	2010 Certificates of Obligation I&S Fund	\$ 34,730.17	\$ -	\$ -	\$ 206.09	\$ 34,936.26	04/01/2019	1	2.4322%	\$ 400.47
TexSTAR	2011 Certificates of Obligation I&S Fund	\$ 6,333.30	\$ -	\$ -	\$ 37.55	\$ 6,370.85	04/01/2019	1	2.4322%	\$ 72.97
TexSTAR	2015 Certificates of Obligation I&S Fund	\$ 25,605.92	\$ -	\$ -	\$ 151.95	\$ 25,757.87	04/01/2019	1	2.4322%	\$ 295.28
TexSTAR	2015 Certificates of Obligation Capital Projects Fund	\$ 2,053,880.28	\$ -	\$ 1,000,000.00	\$ 6,659.20	\$ 1,060,539.48	04/01/2019	1	2.4322%	\$ 19,448.63
TexSTAR	2018 Certificates of Obligation Construction Fund	\$ 5,022,824.19	\$ -	\$ -	\$ 29,803.28	\$ 5,052,627.47	04/01/2019	1	2.4322%	\$ 52,627.47
TexSTAR	Water Customer Deposits Account	\$ 45,088.16	\$ -	\$ 262.50	\$ 266.51	\$ 45,092.17	04/01/2019	1	2.4322%	\$ 519.30
TexSTAR	Gas Customer Deposits Account	\$ 45,088.16	\$ -	\$ 262.50	\$ 266.51	\$ 45,092.17	04/01/2019	1	2.4322%	\$ 519.30
Wells Fargo Bank	General Fund Portion of Pooled Cash	\$ 218,775.17	\$ 2,417,153.07	\$ 1,599,052.02	\$ 381.80	\$ 1,037,258.02	04/01/2019	1	0.1800%	\$ 420.33
Wells Fargo Bank	Municipal Court Bond Account	\$ (0.00)	\$ 500.00	\$ -	\$ -	\$ 500.00	04/01/2019	1	0.1800%	\$ -
Wells Fargo Bank	Unclaimed Money Fund	\$ 9,810.52	\$ -	\$ 8.76	\$ 4.36	\$ 9,806.12	04/01/2019	1	0.1800%	\$ 8.81
Wells Fargo Bank	Municipal Court Technology Fund	\$ 21,454.65	\$ 5,643.04	\$ 3,376.99	\$ 10.07	\$ 23,730.77	04/01/2019	1	0.1800%	\$ 19.60
Wells Fargo Bank	Judicial Efficiency Fund	\$ 14,649.42	\$ 1,458.09	\$ 1,171.56	\$ 6.50	\$ 14,942.45	04/01/2019	1	0.1800%	\$ 13.17
Wells Fargo Bank	Municipal Court Building Security Fund	\$ 128,202.88	\$ 4,232.34	\$ 993.00	\$ 57.81	\$ 131,500.03	04/01/2019	1	0.1800%	\$ 115.83
Wells Fargo Bank	Child Safety Fund	\$ 6,283.13	\$ 333.02	\$ -	\$ 2.88	\$ 6,619.03	04/01/2019	1	0.1800%	\$ 5.66
Wells Fargo Bank	Police Department Donations Account	\$ 15,278.10	\$ 500.00	\$ 1,000.00	\$ 6.44	\$ 14,784.54	04/01/2019	1	0.1800%	\$ 12.43
Wells Fargo Bank	Main Street Program Fund	\$ 100.00	\$ 8,960.00	\$ 150.00	\$ -	\$ 8,910.00	04/01/2019	1	0.1800%	\$ -
Wells Fargo Bank	Park Land Dedication Fund	\$ 4,426.37	\$ -	\$ -	\$ 1.98	\$ 4,428.35	04/01/2019	1	0.1800%	\$ 4.01
Wells Fargo Bank	State LEOSE Allocation Fund	\$ 5,246.46	\$ 1,767.42	\$ 899.58	\$ 2.64	\$ 6,116.94	04/01/2019	1	0.1800%	\$ 5.02
Wells Fargo Bank	PEG Franchise Fees Fund	\$ 18,288.29	\$ 721.36	\$ -	\$ 8.16	\$ 19,017.81	04/01/2019	1	0.1800%	\$ 16.20
Wells Fargo Bank	Hotel/Motel Occupancy Tax Fund	\$ (1,024.38)	\$ 1,494.61	\$ 970.85	\$ (0.40)	\$ (501.02)	04/01/2019	1	0.1800%	\$ (0.66)
Wells Fargo Bank	Hotel/Motel Occupancy Tax Fund	\$ 132,137.74	\$ 49,896.39	\$ 54,778.03	\$ 59.67	\$ 127,315.77	04/01/2019	1	0.1800%	\$ 122.40
Wells Fargo Bank	Chapter 59 Forfeited Property Fund	\$ (5.43)	\$ 5.43	\$ -	\$ -	\$ 0.00	04/01/2019	1	0.1800%	\$ -
Wells Fargo Bank	Chapter 59 Forfeited Property Fund	\$ 28,176.51	\$ 1,100.00	\$ 5.43	\$ 12.84	\$ 29,283.92	04/01/2019	1	0.1800%	\$ 25.63
Wells Fargo Bank	TIRZ #2 Tax Increment Fund	\$ 1,625.83	\$ -	\$ -	\$ 0.73	\$ 1,626.56	04/01/2019	1	0.1800%	\$ 1.47
Wells Fargo Bank	PID #1 Assessment Fund	\$ 34,582.18	\$ 13,093.26	\$ -	\$ 19.69	\$ 47,695.13	04/01/2019	1	0.1800%	\$ 21.65
Wells Fargo Bank	Sealy Development Authority Fund	\$ -	\$ -	\$ -	\$ -	\$ -	04/01/2019	1	0.1800%	\$ -
Wells Fargo Bank	Econ. Devel. Sales Tax Fund Portion of Pooled Cash	\$ (20,551.51)	\$ 246,739.77	\$ 240,533.41	\$ (9.29)	\$ (14,354.44)	04/01/2019	1	0.1800%	\$ (16.02)
Wells Fargo Bank	Sealy EDC Right-of-way/Road Construction Fund	\$ 229,670.69	\$ 21,156.83	\$ -	\$ -	\$ 250,827.52	04/01/2019	1	0.1800%	\$ -
Wells Fargo Bank	Sealy Economic Development Corporation	\$ 407,945.04	\$ 208,654.26	\$ 106,592.00	\$ 326.26	\$ 510,333.56	04/01/2019	1	0.1800%	\$ 576.98
Wells Fargo Bank	Debt Service Fund Portion of Pooled Cash	\$ 4,499.35	\$ 22.85	\$ 4,522.89	\$ 0.69	\$ (0.00)	04/01/2019	1	0.1800%	\$ 2.68
Wells Fargo Bank	Interest & Sinking Funds Clearing Account	\$ 428,743.92	\$ 1,125,551.79	\$ 1,533,675.31	\$ 192.05	\$ 20,812.45	04/01/2019	1	0.1800%	\$ 238.81
Wells Fargo Bank	2016 General Obligation Refunding Bonds I&S Fund	\$ 1,641.35	\$ 96,996.48	\$ 3,713.00	\$ 23.83	\$ 94,948.66	04/01/2019	1	0.1800%	\$ 24.58
Wells Fargo Bank	2010 Certificates of Obligation I&S Fund	\$ 2,990.68	\$ 430,609.89	\$ 95,115.63	\$ 89.14	\$ 338,574.08	04/01/2019	1	0.1800%	\$ 90.50
Wells Fargo Bank	2011 Certificates of Obligation I&S Fund	\$ 1,360.30	\$ 177,548.25	\$ 28,800.00	\$ 38.83	\$ 150,147.38	04/01/2019	1	0.1800%	\$ 39.45
Wells Fargo Bank	2015 Certificates of Obligation I&S Fund	\$ 2,629.80	\$ 843,979.09	\$ 261,675.00	\$ 164.07	\$ 585,097.96	04/01/2019	1	0.1800%	\$ 165.26
Wells Fargo Bank	2015 Certificates of Obligation Capital Projects Fund	\$ (578,484.17)	\$ 2,005,040.00	\$ 1,654,622.74	\$ 318.13	\$ (227,748.78)	04/01/2019	1	0.1800%	\$ 703.03
Wells Fargo Bank	Utility/Infrastructure Impr's to Prasek's Development	\$ 3,500.00	\$ -	\$ -	\$ -	\$ 3,500.00	04/01/2019	1	0.1800%	\$ -
Wells Fargo Bank	2018 Certificates of Obligation Construction Fund	\$ 961,759.47	\$ -	\$ 115,890.00	\$ 406.24	\$ 846,275.71	04/01/2019	1	0.1800%	\$ 1,531.31
Wells Fargo Bank	Water & Sewer Fund	\$ 1,809,726.46	\$ 917,996.42	\$ 1,189,866.27	\$ 1,161.80	\$ 1,539,018.41	04/01/2019	1	0.1800%	\$ 2,373.89
Wells Fargo Bank	Waterworks & Sewer System Capital Improvements	\$ 854,750.00	\$ -	\$ -	\$ -	\$ 854,750.00	04/01/2019	1	0.1800%	\$ -
Wells Fargo Bank	Gas Fund	\$ 478,932.46	\$ 605,601.47	\$ 602,914.90	\$ 233.30	\$ 481,852.33	04/01/2019	1	0.1800%	\$ 490.86
Wells Fargo Bank	Solid Waste Fund	\$ (426,004.12)	\$ 473,015.14	\$ 527,390.77	\$ (173.77)	\$ (480,553.52)	04/01/2019	1	0.1800%	\$ (348.61)
Wells Fargo Bank	Municipal Drainage Utility Fund	\$ (43,523.01)	\$ 34,079.22	\$ 335.83	\$ (11.04)	\$ (9,790.66)	04/01/2019	1	0.1800%	\$ (37.50)

CITY OF SEALY, TEXAS
INVESTMENT PORTFOLIO — DETAIL OF HOLDINGS BY MATURITY DATE
FOR THE QUARTER ENDED MARCH 31, 2019

FINANCIAL INSTITUTION	ACCOUNT NAME	(Note 1)			QUARTER-TO-DATE INTEREST INCOME (EXPENSE)	(Note 1)				
		BEGINNING BALANCE AS OF 12/31/2018	DEPOSITS	WITHDRAWALS		ENDING BALANCE AS OF 3/31/2019	MATURITY DATE	DAYS TO MATURITY	YIELD TO MATURITY	FISCAL-YEAR-TO-DATE INTEREST INCOME (EXPENSE)
Wells Fargo Bank	Water Customer Deposits Account	\$ 29,452.42	\$ 7,173.95	\$ 5,007.87	\$ -	\$ 31,618.50	04/01/2019	1	0.1800%	\$ -
Wells Fargo Bank	Gas Customer Deposits Account	\$ 21,574.42	\$ 4,148.95	\$ 3,372.87	\$ -	\$ 22,350.50	04/01/2019	1	0.1800%	\$ -
Wells Fargo Bank	Self-insurance Fund	\$ 31,069.50	\$ 164,111.56	\$ 150,319.41	\$ -	\$ 44,861.65	04/01/2019	1	0.1800%	\$ -
		\$ 20,733,426.60	\$ 9,869,283.95	\$ 10,187,802.02	\$ 86,568.35	\$ 20,501,476.88				\$ 171,109.96

(Note 1) The book and market values of these balances are the same since funds are invested short-term, are highly liquid, and have virtually no price volatility. **Weighted average maturity (WAM) of the total portfolio in days: 1**
Weighted average yield to maturity of the total portfolio: 1.7393%

Performance Benchmark: Average rate of return on U.S. Treasury Bills as of 3/31/2019: 2.4900%
<https://www.treasurydirect.gov/govt/rates/pd/avg/avg.htm>

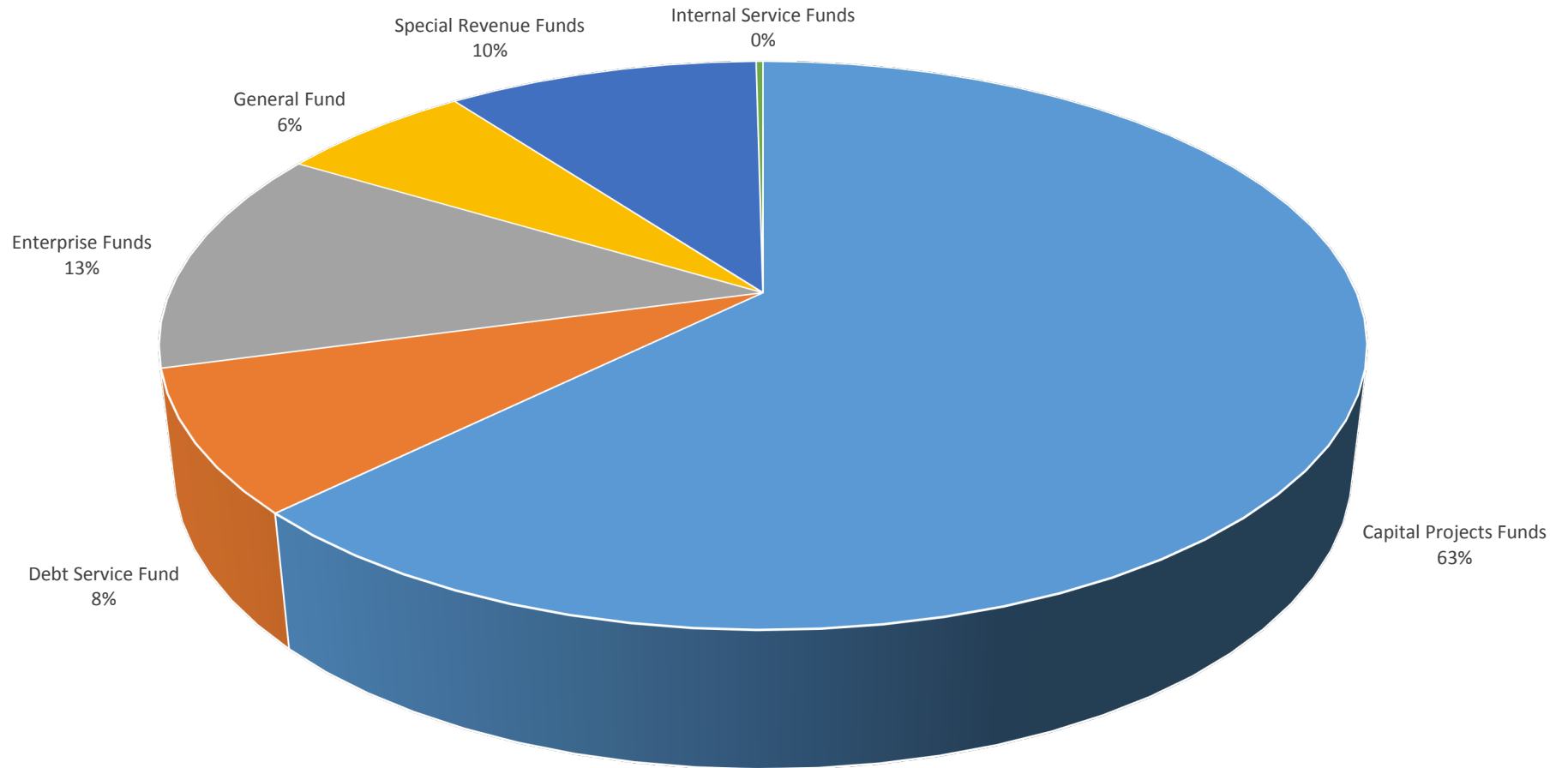
CITY OF SEALY, TEXAS
INVESTMENT PORTFOLIO — COMPOSITION BY FUND
FOR THE QUARTER ENDED MARCH 31, 2019

	BEGINNING BALANCE AS OF 12/31/2018	DEPOSITS	WITHDRAWALS	QUARTER-TO- DATE INTEREST INCOME (EXPENSE)	ENDING BALANCE AS OF 3/31/2019	FISCAL-YEAR-TO- DATE INTEREST INCOME (EXPENSE)
Governmental Funds						
General Fund						
Unclaimed Money Fund	\$ 9,810.52	\$ -	\$ 8.76	\$ 4.36	\$ 9,806.12	\$ 8.81
Police Department Donations Account	\$ 15,278.10	\$ 500.00	\$ 1,000.00	\$ 6.44	\$ 14,784.54	\$ 12.43
State LEOSE Allocation Fund	\$ 5,246.46	\$ 1,767.42	\$ 899.58	\$ 2.64	\$ 6,116.94	\$ 5.02
PEG Franchise Fees Fund	\$ 18,288.29	\$ 721.36	\$ -	\$ 8.16	\$ 19,017.81	\$ 16.20
Special Account Investment	\$ 185,268.96	\$ -	\$ -	\$ 1,099.17	\$ 186,368.13	\$ 2,132.02
Municipal Court Bond Account	\$ (0.00)	\$ 500.00	\$ -	\$ -	\$ 500.00	\$ -
General Fund Portion of Pooled Cash	\$ 218,775.17	\$ 2,417,153.07	\$ 1,599,052.02	\$ 381.80	\$ 1,037,258.02	\$ 420.33
General Fund Total	\$ 452,667.50	\$ 2,420,641.85	\$ 1,600,960.36	\$ 1,502.57	\$ 1,273,851.56	\$ 2,594.81
Special Revenue Funds						
Municipal Court Technology Fund	\$ 21,454.65	\$ 5,643.04	\$ 3,376.99	\$ 10.07	\$ 23,730.77	\$ 19.60
Judicial Efficiency Fund	\$ 14,649.42	\$ 1,458.09	\$ 1,171.56	\$ 6.50	\$ 14,942.45	\$ 13.17
Municipal Court Building Security Fund	\$ 128,202.88	\$ 4,232.34	\$ 993.00	\$ 57.81	\$ 131,500.03	\$ 115.83
Child Safety Fund	\$ 6,283.13	\$ 333.02	\$ -	\$ 2.88	\$ 6,619.03	\$ 5.66
Main Street Program Fund	\$ 100.00	\$ 8,960.00	\$ 150.00	\$ -	\$ 8,910.00	\$ -
Park Land Dedication Fund	\$ 4,426.37	\$ -	\$ -	\$ 1.98	\$ 4,428.35	\$ 4.01
Hotel/Motel Occupancy Tax Fund	\$ 232,684.57	\$ 51,391.00	\$ 55,748.88	\$ 661.88	\$ 228,988.57	\$ 1,290.67
Chapter 59 Forfeited Property Fund	\$ 28,171.08	\$ 1,105.43	\$ 5.43	\$ 12.84	\$ 29,283.92	\$ 25.63
TIRZ #2 Tax Increment Fund	\$ 1,625.83	\$ -	\$ -	\$ 0.73	\$ 1,626.56	\$ 1.47
PID #1 Assessment Fund	\$ 34,582.18	\$ 13,093.26	\$ -	\$ 19.69	\$ 47,695.13	\$ 21.65
Sealy Development Authority Fund	\$ -	\$ -	\$ -	\$ -	\$ -	\$ -
Municipal Drainage Utility Fund	\$ (43,523.01)	\$ 34,079.22	\$ 335.83	\$ (11.04)	\$ (9,790.66)	\$ (37.50)
Sealy Economic Development Corporation	\$ 407,945.04	\$ 208,654.26	\$ 106,592.00	\$ 326.26	\$ 510,333.56	\$ 576.98
Sealy EDC General Investment Account	\$ 803,371.97	\$ -	\$ -	\$ 4,766.22	\$ 808,138.19	\$ 9,245.08
Econ. Devel. Sales Tax Fund Portion of Pooled Cash	\$ (20,551.51)	\$ 246,739.77	\$ 240,533.41	\$ (9.29)	\$ (14,354.44)	\$ (16.02)
Sealy EDC Right-of-way/Road Construction Fund	\$ 229,670.69	\$ 21,156.83	\$ -	\$ -	\$ 250,827.52	\$ -
Special Revenue Funds Total	\$ 1,849,093.29	\$ 596,846.26	\$ 408,907.10	\$ 5,846.53	\$ 2,042,878.98	\$ 11,266.23
Debt Service Fund						
Interest & Sinking Funds Clearing Account	\$ 428,743.92	\$ 1,125,551.79	\$ 1,533,675.31	\$ 192.05	\$ 20,812.45	\$ 238.81
2010 Certificates of Obligation I&S Fund	\$ 72,451.72	\$ 430,609.89	\$ 95,115.63	\$ 501.31	\$ 408,447.29	\$ 889.91

CITY OF SEALY, TEXAS
INVESTMENT PORTFOLIO — COMPOSITION BY FUND
FOR THE QUARTER ENDED MARCH 31, 2019

	BEGINNING BALANCE AS OF 12/31/2018	DEPOSITS	WITHDRAWALS	QUARTER-TO- DATE INTEREST INCOME (EXPENSE)	ENDING BALANCE AS OF 3/31/2019	FISCAL-YEAR-TO- DATE INTEREST INCOME (EXPENSE)
2011 Certificates of Obligation I&S Fund	\$ 14,027.14	\$ 177,548.25	\$ 28,800.00	\$ 113.95	\$ 162,889.34	\$ 185.14
2015 Certificates of Obligation I&S Fund	\$ 53,856.64	\$ 843,979.09	\$ 261,675.00	\$ 467.95	\$ 636,628.68	\$ 754.72
2016 General Obligation Refunding Bonds I&S Fund	\$ 337,985.15	\$ 96,996.48	\$ 3,713.00	\$ 2,019.30	\$ 433,287.93	\$ 3,895.23
Debt Service Fund Portion of Pooled Cash	\$ 4,499.35	\$ 22.85	\$ 4,522.89	\$ 0.69	\$ (0.00)	\$ 2.68
Debt Service Fund Total	\$ 911,563.92	\$ 2,674,708.35	\$ 1,927,501.83	\$ 3,295.25	\$ 1,662,065.69	\$ 5,966.49
Capital Projects Funds						
2015 Certificates of Obligation Capital Projects Fund	\$ 3,528,921.57	\$ 2,005,040.00	\$ 3,654,622.74	\$ 13,629.04	\$ 1,892,967.87	\$ 39,491.70
Utility/Infrastructure Impr's to Prasek's Development	\$ 3,500.00	\$ -	\$ -	\$ -	\$ 3,500.00	\$ -
2018 Certificates of Obligation Construction Fund	\$ 11,007,828.02	\$ -	\$ 115,890.00	\$ 60,007.89	\$ 10,951,945.91	\$ 107,201.51
Capital Projects Funds Total	\$ 14,540,249.59	\$ 2,005,040.00	\$ 3,770,512.74	\$ 73,636.93	\$ 12,848,413.78	\$ 146,693.21
Governmental Funds Total	\$ 17,753,574.30	\$ 7,697,236.46	\$ 7,707,882.03	\$ 84,281.28	\$ 17,827,210.01	\$ 166,520.74
Proprietary Funds						
Enterprise Funds						
Gas Customer Deposits Account	\$ 111,750.00	\$ 4,148.95	\$ 3,896.82	\$ 532.87	\$ 112,535.00	\$ 1,036.54
Water & Sewer Fund	\$ 1,809,726.46	\$ 917,996.42	\$ 1,189,866.27	\$ 1,161.80	\$ 1,539,018.41	\$ 2,373.89
Gas Fund	\$ 478,932.46	\$ 605,601.47	\$ 602,914.90	\$ 233.30	\$ 481,852.33	\$ 490.86
Solid Waste Fund	\$ (426,004.12)	\$ 473,015.14	\$ 527,390.77	\$ (173.77)	\$ (480,553.52)	\$ (348.61)
Water Customer Deposits Account	\$ 119,628.00	\$ 7,173.95	\$ 5,531.82	\$ 532.87	\$ 121,803.00	\$ 1,036.54
Waterworks & Sewer System Capital Improvements	\$ 854,750.00	\$ -	\$ -	\$ -	\$ 854,750.00	\$ -
Enterprise Funds Total	\$ 2,948,782.80	\$ 2,007,935.93	\$ 2,329,600.58	\$ 2,287.07	\$ 2,629,405.22	\$ 4,589.22
Internal Service Funds						
Self-insurance Fund	\$ 31,069.50	\$ 164,111.56	\$ 150,319.41	\$ -	\$ 44,861.65	\$ -
Internal Service Funds Total	\$ 31,069.50	\$ 164,111.56	\$ 150,319.41	\$ -	\$ 44,861.65	\$ -
Proprietary Funds Total	\$ 2,979,852.30	\$ 2,172,047.49	\$ 2,479,919.99	\$ 2,287.07	\$ 2,674,266.87	\$ 4,589.22
Grand Total	\$ 20,733,426.60	\$ 9,869,283.95	\$ 10,187,802.02	\$ 86,568.35	\$ 20,501,476.88	\$ 171,109.96

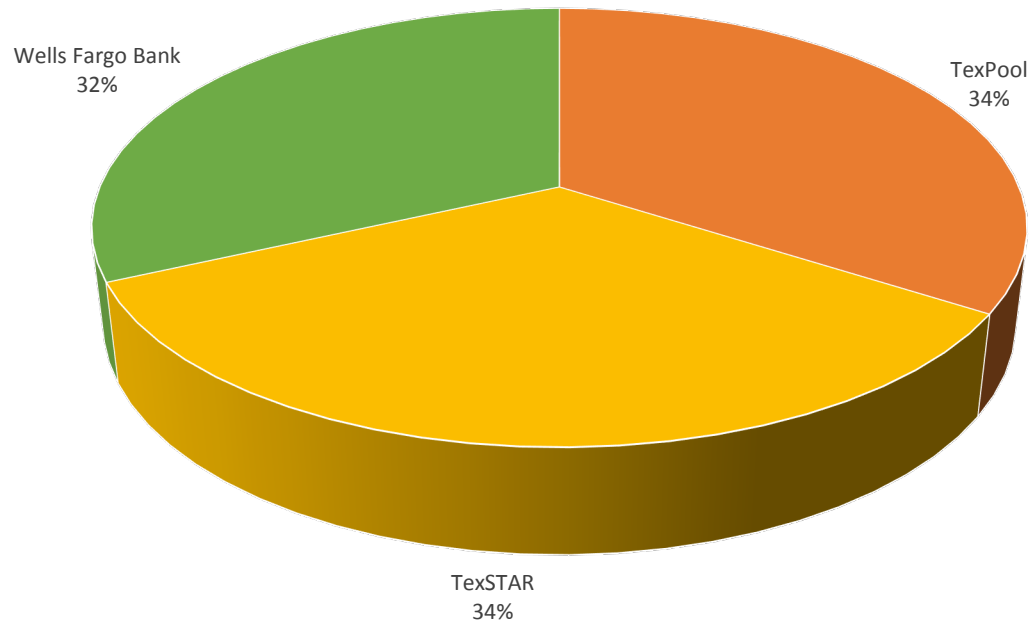
City of Sealy, Texas
Investment Portfolio — Composition by Fund
As of March 31, 2019



CITY OF SEALY, TEXAS
INVESTMENT PORTFOLIO — COMPOSITION BY ISSUER
FOR THE QUARTER ENDED MARCH 31, 2019

	BEGINNING BALANCE AS OF 12/31/2018	DEPOSITS	WITHDRAWALS	QUARTER-TO- DATE INTEREST INCOME (EXPENSE)	ENDING BALANCE AS OF 3/31/2019	FISCAL-YEAR-TO- DATE INTEREST INCOME (EXPENSE)
TexPool	\$ 7,946,872.15	\$ -	\$ 1,000,522.90	\$ 41,609.39	\$ 6,987,958.64	\$ 82,375.21
TexSTAR	\$ 7,946,863.96	\$ -	\$ 1,000,525.00	\$ 41,623.55	\$ 6,987,962.51	\$ 82,107.98
Wells Fargo Bank	\$ 4,839,690.49	\$ 9,869,283.95	\$ 8,186,754.12	\$ 3,335.41	\$ 6,525,555.73	\$ 6,626.77
Grand Total	\$ 20,733,426.60	\$ 9,869,283.95	\$ 10,187,802.02	\$ 86,568.35	\$ 20,501,476.88	\$ 171,109.96

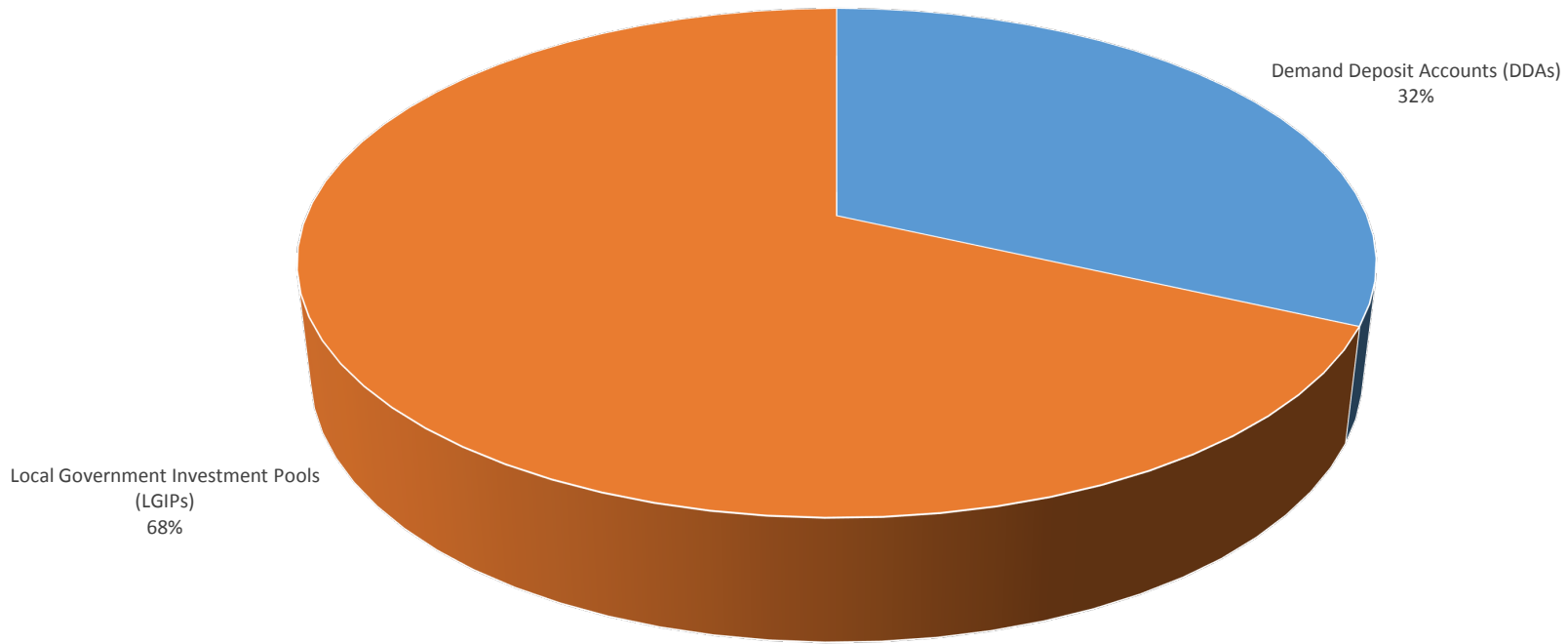
City of Sealy, Texas
Investment Portfolio — Composition by Issuer
As of March 31, 2019



CITY OF SEALY, TEXAS
INVESTMENT PORTFOLIO — COMPOSITION BY SECURITY TYPE
FOR THE QUARTER ENDED MARCH 31, 2019

	BEGINNING BALANCE AS OF 12/31/2018	DEPOSITS	WITHDRAWALS	QUARTER-TO- DATE INTEREST INCOME (EXPENSE)	ENDING BALANCE AS OF 3/31/2019	FISCAL-YEAR-TO- DATE INTEREST INCOME (EXPENSE)
Demand Deposit Accounts (DDAs)	\$ 4,839,690.49	\$ 9,869,283.95	\$ 8,186,754.12	\$ 3,335.41	\$ 6,525,555.73	\$ 6,626.77
Local Government Investment Pools (LGIPs)	\$ 15,893,736.11	\$ -	\$ 2,001,047.90	\$ 83,232.94	\$ 13,975,921.15	\$ 164,483.19
Grand Total	\$ 20,733,426.60	\$ 9,869,283.95	\$ 10,187,802.02	\$ 86,568.35	\$ 20,501,476.88	\$ 171,109.96

City of Sealy, Texas
Investment Portfolio — Composition by Security Type
As of March 31, 2019



CITY OF SEALY, TEXAS
INVESTMENT PORTFOLIO — COMPOSITION BY MATURITY
AS OF MARCH 31, 2019

Maturity Date Range	Ending Balances
90 days and less	\$ 20,501,476.88
91 to 180 days	\$ -
181 to 365 days	\$ -
366 to 730 days	\$ -
More than 730 days (over 2 years)*	\$ -
Total	\$ 20,501,476.88

**Prohibited by investment policy currently in effect*

City of Sealy, Texas
Investment Portfolio — Composition by Maturity
As of March 31, 2019

