

**CITY OF SEALY, TEXAS**  
**INVESTMENT PORTFOLIO — DETAIL OF HOLDINGS BY MATURITY DATE**  
**FOR THE QUARTER ENDED SEPTEMBER 30, 2019**

FINANCIAL INSTITUTION	ACCOUNT NAME	(Note 1)			(Note 1)					
		BEGINNING BALANCE AS OF 6/30/2019	DEPOSITS	WITHDRAWALS	QUARTER-TO-DATE INTEREST INCOME (EXPENSE)	ENDING BALANCE AS OF 9/30/2019	MATURITY DATE	DAYS TO MATURITY	YIELD TO MATURITY	FISCAL-YEAR-TO-DATE INTEREST INCOME (EXPENSE)
TexPool	Special Account Investment	\$ 93,733.76	\$ -	\$ -	\$ 530.62	\$ 94,264.38	10/01/2019	1	2.1371%	\$ 2,154.40
TexPool	Hotel/Motel Occupancy Tax Fund	\$ 51,392.97	\$ -	\$ -	\$ 290.95	\$ 51,683.92	10/01/2019	1	2.1371%	\$ 1,181.16
TexPool	Sealy EDC General Investment Account	\$ 406,483.26	\$ -	\$ -	\$ 2,301.07	\$ 408,784.33	10/01/2019	1	2.1371%	\$ 9,342.39
TexPool	2016 General Obligation Refunding Bonds I&S Fund	\$ 170,174.22	\$ -	\$ -	\$ 963.36	\$ 171,137.58	10/01/2019	1	2.1371%	\$ 3,911.21
TexPool	2010 Certificates of Obligation I&S Fund	\$ 35,146.88	\$ -	\$ -	\$ 198.97	\$ 35,345.85	10/01/2019	1	2.1371%	\$ 807.84
TexPool	2011 Certificates of Obligation I&S Fund	\$ 6,409.42	\$ -	\$ -	\$ 36.23	\$ 6,445.65	10/01/2019	1	2.1371%	\$ 147.26
TexPool	2015 Certificates of Obligation I&S Fund	\$ 25,927.77	\$ -	\$ -	\$ 146.74	\$ 26,074.51	10/01/2019	1	2.1371%	\$ 595.84
TexPool	2015 Certificates of Obligation Capital Projects Fund	\$ (0.00)	\$ -	\$ -	\$ -	\$ (0.00)	10/01/2019	1	2.1371%	\$ 22,095.74
TexPool	2018 Certificates of Obligation Construction Fund	\$ 5,083,405.66	\$ -	\$ -	\$ 28,776.78	\$ 5,112,182.44	10/01/2019	1	2.1371%	\$ 112,182.44
TexPool	Water Customer Deposits Account	\$ 45,088.04	\$ -	\$ 262.25	\$ 254.30	\$ 45,080.09	10/01/2019	1	2.1371%	\$ 1,041.36
TexPool	Gas Customer Deposits Account	\$ 45,088.04	\$ -	\$ 262.25	\$ 254.30	\$ 45,080.09	10/01/2019	1	2.1371%	\$ 1,041.36
TexSTAR	Special Account Investment	\$ 93,753.68	\$ -	\$ -	\$ 522.69	\$ 94,276.37	10/01/2019	1	2.1054%	\$ 2,150.24
TexSTAR	Hotel/Motel Occupancy Tax Fund	\$ 51,394.37	\$ -	\$ -	\$ 286.58	\$ 51,680.95	10/01/2019	1	2.1054%	\$ 1,178.82
TexSTAR	Sealy EDC General Investment Account	\$ 406,508.07	\$ -	\$ -	\$ 2,266.41	\$ 408,774.48	10/01/2019	1	2.1054%	\$ 9,323.31
TexSTAR	2016 General Obligation Refunding Bonds I&S Fund	\$ 170,196.87	\$ -	\$ -	\$ 948.88	\$ 171,145.75	10/01/2019	1	2.1054%	\$ 3,903.50
TexSTAR	2010 Certificates of Obligation I&S Fund	\$ 35,145.93	\$ -	\$ -	\$ 195.97	\$ 35,341.90	10/01/2019	1	2.1054%	\$ 806.11
TexSTAR	2011 Certificates of Obligation I&S Fund	\$ 6,409.10	\$ -	\$ -	\$ 35.75	\$ 6,444.85	10/01/2019	1	2.1054%	\$ 146.97
TexSTAR	2015 Certificates of Obligation I&S Fund	\$ 25,912.46	\$ -	\$ -	\$ 144.51	\$ 26,056.97	10/01/2019	1	2.1054%	\$ 594.38
TexSTAR	2015 Certificates of Obligation Capital Projects Fund	\$ (0.00)	\$ -	\$ -	\$ -	\$ (0.00)	10/01/2019	1	2.1054%	\$ 22,196.38
TexSTAR	2018 Certificates of Obligation Construction Fund	\$ 5,082,953.70	\$ -	\$ -	\$ 28,339.27	\$ 5,111,292.97	10/01/2019	1	2.1054%	\$ 111,292.97
TexSTAR	Water Customer Deposits Account	\$ 45,087.98	\$ -	\$ 260.46	\$ 250.39	\$ 45,077.91	10/01/2019	1	2.1054%	\$ 1,039.24
TexSTAR	Gas Customer Deposits Account	\$ 45,087.98	\$ -	\$ 260.46	\$ 250.39	\$ 45,077.91	10/01/2019	1	2.1054%	\$ 1,039.24
Wells Fargo Bank	General Fund Portion of Pooled Cash	\$ 651,528.27	\$ 1,366,876.50	\$ 1,722,353.16	\$ 224.32	\$ 296,275.93	10/01/2019	1	0.1800%	\$ 1,063.84
Wells Fargo Bank	Municipal Court Bond Account	\$ (0.00)	\$ -	\$ -	\$ -	\$ (0.00)	10/01/2019	1	0.1800%	\$ -
Wells Fargo Bank	Unclaimed Money Fund	\$ 9,807.57	\$ -	\$ -	\$ 4.36	\$ 9,811.93	10/01/2019	1	0.1800%	\$ 17.57
Wells Fargo Bank	Municipal Court Technology Fund	\$ 20,973.46	\$ 5,951.09	\$ 3,358.19	\$ 10.48	\$ 23,576.84	10/01/2019	1	0.1800%	\$ 40.65
Wells Fargo Bank	Judicial Efficiency Fund	\$ 15,480.35	\$ 1,543.74	\$ 1,588.92	\$ 7.32	\$ 15,442.49	10/01/2019	1	0.1800%	\$ 27.36
Wells Fargo Bank	Municipal Court Building Security Fund	\$ 134,775.11	\$ 4,463.39	\$ 1,118.00	\$ 63.14	\$ 138,183.64	10/01/2019	1	0.1800%	\$ 239.31
Wells Fargo Bank	Child Safety Fund	\$ 7,194.23	\$ 227.96	\$ -	\$ 3.36	\$ 7,425.55	10/01/2019	1	0.1800%	\$ 12.18
Wells Fargo Bank	Police Department Donations Account	\$ 12,639.93	\$ 100.00	\$ -	\$ 5.84	\$ 12,745.77	10/01/2019	1	0.1800%	\$ 24.76
Wells Fargo Bank	Main Street Program Fund	\$ 3,434.26	\$ -	\$ -	\$ -	\$ 3,434.26	10/01/2019	1	0.1800%	\$ -
Wells Fargo Bank	Park Land Dedication Fund	\$ 4,430.35	\$ -	\$ -	\$ 2.07	\$ 4,432.42	10/01/2019	1	0.1800%	\$ 8.08
Wells Fargo Bank	State LEOSE Allocation Fund	\$ 4,659.24	\$ 325.00	\$ 1,082.26	\$ 1.88	\$ 3,903.86	10/01/2019	1	0.1800%	\$ 9.20
Wells Fargo Bank	PEG Franchise Fees Fund	\$ 19,787.46	\$ 756.64	\$ -	\$ 9.40	\$ 20,553.50	10/01/2019	1	0.1800%	\$ 34.35
Wells Fargo Bank	Hotel/Motel Occupancy Tax Fund	\$ (565.79)	\$ -	\$ 1,357.68	\$ (0.52)	\$ (1,923.99)	10/01/2019	1	0.1800%	\$ (1.37)
Wells Fargo Bank	Hotel/Motel Occupancy Tax Fund	\$ 164,129.49	\$ 45,890.05	\$ -	\$ 87.35	\$ 210,106.89	10/01/2019	1	0.1800%	\$ 279.27
Wells Fargo Bank	Chapter 59 Forfeited Property Fund	\$ 0.00	\$ -	\$ 9.75	\$ -	\$ (9.75)	10/01/2019	1	0.1800%	\$ -
Wells Fargo Bank	Chapter 59 Forfeited Property Fund	\$ 30,279.61	\$ -	\$ -	\$ 13.47	\$ 30,293.08	10/01/2019	1	0.1800%	\$ 52.51
Wells Fargo Bank	TIRZ #2 Tax Increment Fund	\$ 1,627.30	\$ 155,534.22	\$ 152,061.29	\$ 16.27	\$ 5,116.50	10/01/2019	1	0.1800%	\$ 18.48
Wells Fargo Bank	PID #1 Assessment Fund	\$ 49,229.57	\$ 296.00	\$ 49,538.20	\$ 19.73	\$ 7.10	10/01/2019	1	0.1800%	\$ 63.18
Wells Fargo Bank	Sealy Development Authority Fund	\$ -	\$ 152,061.29	\$ 152,061.29	\$ -	\$ -	10/01/2019	1	0.1800%	\$ -
Wells Fargo Bank	Econ. Devel. Sales Tax Fund Portion of Pooled Cash	\$ (35,575.55)	\$ 248,619.79	\$ 339,139.46	\$ (37.80)	\$ (126,133.02)	10/01/2019	1	0.1800%	\$ (63.84)
Wells Fargo Bank	Sealy EDC Right-of-way/Road Construction Fund	\$ 275,107.33	\$ 24,847.07	\$ -	\$ -	\$ 299,954.40	10/01/2019	1	0.1800%	\$ -
Wells Fargo Bank	Sealy Economic Development Corporation	\$ 603,883.03	\$ 252,441.21	\$ 95,129.38	\$ 442.62	\$ 761,637.48	10/01/2019	1	0.1800%	\$ 1,387.52
Wells Fargo Bank	Debt Service Fund Portion of Pooled Cash	\$ (0.00)	\$ -	\$ 56.23	\$ -	\$ (56.23)	10/01/2019	1	0.1800%	\$ 2.68
Wells Fargo Bank	Interest & Sinking Funds Clearing Account	\$ 6,326.60	\$ 15,201.04	\$ 13,571.34	\$ 2.91	\$ 7,959.21	10/01/2019	1	0.1800%	\$ 252.10
Wells Fargo Bank	2016 General Obligation Refunding Bonds I&S Fund	\$ 100,185.44	\$ 917.43	\$ 93,713.01	\$ 30.87	\$ 7,420.73	10/01/2019	1	0.1800%	\$ 99.28
Wells Fargo Bank	2010 Certificates of Obligation I&S Fund	\$ 356,550.30	\$ 69,142.42	\$ 410,115.63	\$ 108.64	\$ 15,685.73	10/01/2019	1	0.1800%	\$ 355.19
Wells Fargo Bank	2011 Certificates of Obligation I&S Fund	\$ 157,729.68	\$ 1,527.55	\$ 153,800.00	\$ 47.69	\$ 5,504.92	10/01/2019	1	0.1800%	\$ 156.26
Wells Fargo Bank	2015 Certificates of Obligation I&S Fund	\$ 621,335.91	\$ 7,465.19	\$ 600,925.00	\$ 189.00	\$ 28,065.10	10/01/2019	1	0.1800%	\$ 625.11
Wells Fargo Bank	2015 Certificates of Obligation Capital Projects Fund	\$ 312,845.60	\$ 299,638.74	\$ 612,484.34	\$ -	\$ 0.00	10/01/2019	1	0.1800%	\$ 955.55
Wells Fargo Bank	Utility/Infrastructure Impr's to Prasek's Development	\$ 3,500.00	\$ -	\$ -	\$ -	\$ 3,500.00	10/01/2019	1	0.1800%	\$ -
Wells Fargo Bank	2018 Certificates of Obligation Construction Fund	\$ 748,706.84	\$ 9,200.45	\$ 979,567.78	\$ 151.09	\$ (221,509.40)	10/01/2019	1	0.1800%	\$ 2,036.93
Wells Fargo Bank	Water & Sewer Fund	\$ 1,650,245.96	\$ 835,140.59	\$ 1,079,732.29	\$ 1,160.92	\$ 1,406,815.18	10/01/2019	1	0.1800%	\$ 4,677.95
Wells Fargo Bank	Waterworks & Sewer System Capital Improvements	\$ 854,750.00	\$ -	\$ -	\$ -	\$ 854,750.00	10/01/2019	1	0.1800%	\$ -
Wells Fargo Bank	Gas Fund	\$ 507,525.33	\$ 290,656.52	\$ 342,814.56	\$ 246.61	\$ 455,613.90	10/01/2019	1	0.1800%	\$ 984.33
Wells Fargo Bank	Solid Waste Fund	\$ (449,954.67)	\$ 471,995.15	\$ 482,458.61	\$ (187.57)	\$ (460,605.70)	10/01/2019	1	0.1800%	\$ (720.81)
Wells Fargo Bank	Municipal Drainage Utility Fund	\$ 22,627.25	\$ 34,332.81	\$ 13,221.11	\$ 17.66	\$ 43,756.61	10/01/2019	1	0.1800%	\$ (15.70)

CITY OF SEALY, TEXAS  
**INVESTMENT PORTFOLIO — DETAIL OF HOLDINGS BY MATURITY DATE**  
**FOR THE QUARTER ENDED SEPTEMBER 30, 2019**

FINANCIAL INSTITUTION	ACCOUNT NAME	(Note 1)			(Note 1)					
		BEGINNING BALANCE AS OF 6/30/2019	DEPOSITS	WITHDRAWALS	QUARTER-TO-DATE INTEREST INCOME (EXPENSE)	ENDING BALANCE AS OF 9/30/2019	MATURITY DATE	DAYS TO MATURITY	YIELD TO MATURITY	FISCAL-YEAR-TO-DATE INTEREST INCOME (EXPENSE)
Wells Fargo Bank	Water Customer Deposits Account	\$ 33,421.98	\$ 5,697.71	\$ 4,704.69	\$ -	\$ 34,415.00	10/01/2019	1	0.1800%	\$ -
Wells Fargo Bank	Gas Customer Deposits Account	\$ 24,013.98	\$ 3,872.71	\$ 3,829.69	\$ -	\$ 24,057.00	10/01/2019	1	0.1800%	\$ -
Wells Fargo Bank	Self-insurance Fund	\$ 57,230.92	\$ 167,887.66	\$ 158,496.58	\$ -	\$ 66,622.00	10/01/2019	1	0.1800%	\$ -
		<b>\$ 18,905,166.50</b>	<b>\$ 4,472,609.92</b>	<b>\$ 7,469,333.86</b>	<b>\$ 69,635.27</b>	<b>\$ 15,978,077.83</b>				<b>\$ 320,794.08</b>

(Note 1) The book and market values of these balances are the same since funds are invested short-term, are highly liquid, and have virtually no price volatility. **Weighted average maturity (WAM) of the total portfolio in days: 1**  
**Weighted average yield to maturity of the total portfolio: 1.6369%**

**Performance Benchmark: Average rate of return on U.S. Treasury Bills as of 9/30/2019: 2.1360%**  
<https://www.treasurydirect.gov/govt/rates/pd/avg/avg.htm>

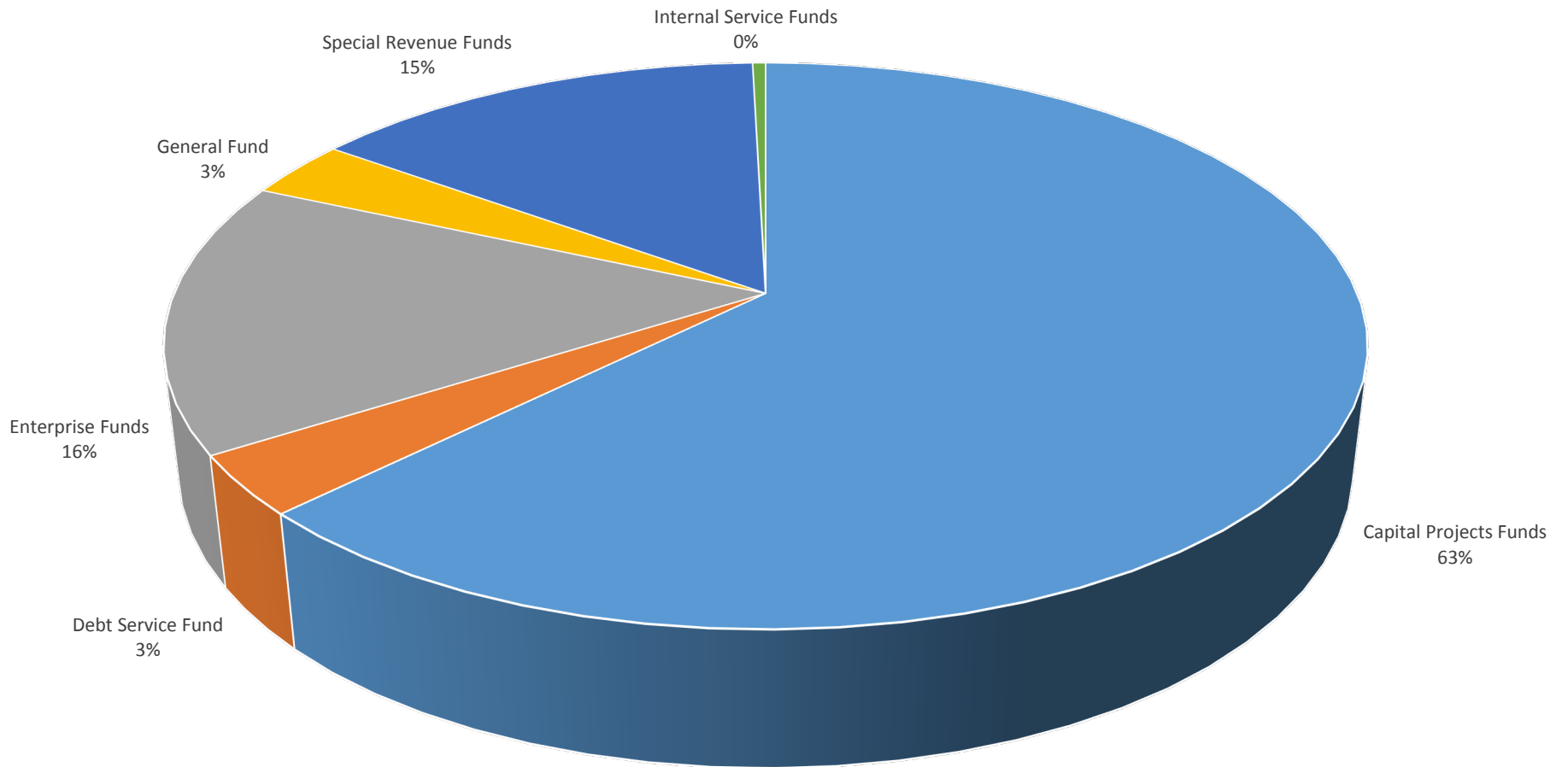
**CITY OF SEALY, TEXAS**  
**INVESTMENT PORTFOLIO — COMPOSITION BY FUND**  
**FOR THE QUARTER ENDED SEPTEMBER 30, 2019**

	BEGINNING BALANCE AS OF 6/30/2019	DEPOSITS	WITHDRAWALS	QUARTER-TO- DATE INTEREST INCOME (EXPENSE)	ENDING BALANCE AS OF 9/30/2019	FISCAL-YEAR-TO- DATE INTEREST INCOME (EXPENSE)
<b>Governmental Funds</b>						
<b>General Fund</b>						
Unclaimed Money Fund	\$ 9,807.57	\$ -	\$ -	\$ 4.36	\$ 9,811.93	\$ 17.57
Police Department Donations Account	\$ 12,639.93	\$ 100.00	\$ -	\$ 5.84	\$ 12,745.77	\$ 24.76
State LEOSE Allocation Fund	\$ 4,659.24	\$ 325.00	\$ 1,082.26	\$ 1.88	\$ 3,903.86	\$ 9.20
PEG Franchise Fees Fund	\$ 19,787.46	\$ 756.64	\$ -	\$ 9.40	\$ 20,553.50	\$ 34.35
Special Account Investment	\$ 187,487.44	\$ -	\$ -	\$ 1,053.31	\$ 188,540.75	\$ 4,304.64
Municipal Court Bond Account	\$ (0.00)	\$ -	\$ -	\$ -	\$ (0.00)	\$ -
General Fund Portion of Pooled Cash	\$ 651,528.27	\$ 1,366,876.50	\$ 1,722,353.16	\$ 224.32	\$ 296,275.93	\$ 1,063.84
<b>General Fund Total</b>	<b>\$ 885,909.91</b>	<b>\$ 1,368,058.14</b>	<b>\$ 1,723,435.42</b>	<b>\$ 1,299.11</b>	<b>\$ 531,831.74</b>	<b>\$ 5,454.36</b>
<b>Special Revenue Funds</b>						
Municipal Court Technology Fund	\$ 20,973.46	\$ 5,951.09	\$ 3,358.19	\$ 10.48	\$ 23,576.84	\$ 40.65
Judicial Efficiency Fund	\$ 15,480.35	\$ 1,543.74	\$ 1,588.92	\$ 7.32	\$ 15,442.49	\$ 27.36
Municipal Court Building Security Fund	\$ 134,775.11	\$ 4,463.39	\$ 1,118.00	\$ 63.14	\$ 138,183.64	\$ 239.31
Child Safety Fund	\$ 7,194.23	\$ 227.96	\$ -	\$ 3.36	\$ 7,425.55	\$ 12.18
Main Street Program Fund	\$ 3,434.26	\$ -	\$ -	\$ -	\$ 3,434.26	\$ -
Park Land Dedication Fund	\$ 4,430.35	\$ -	\$ -	\$ 2.07	\$ 4,432.42	\$ 8.08
Hotel/Motel Occupancy Tax Fund	\$ 266,351.04	\$ 45,890.05	\$ 1,357.68	\$ 664.36	\$ 311,547.77	\$ 2,637.88
Chapter 59 Forfeited Property Fund	\$ 30,279.61	\$ -	\$ 9.75	\$ 13.47	\$ 30,283.33	\$ 52.51
TIRZ #2 Tax Increment Fund	\$ 1,627.30	\$ 155,534.22	\$ 152,061.29	\$ 16.27	\$ 5,116.50	\$ 18.48
PID #1 Assessment Fund	\$ 49,229.57	\$ 296.00	\$ 49,538.20	\$ 19.73	\$ 7.10	\$ 63.18
Sealy Development Authority Fund	\$ -	\$ 152,061.29	\$ 152,061.29	\$ -	\$ -	\$ -
Municipal Drainage Utility Fund	\$ 22,627.25	\$ 34,332.81	\$ 13,221.11	\$ 17.66	\$ 43,756.61	\$ (15.70)
Sealy Economic Development Corporation	\$ 603,883.03	\$ 252,441.21	\$ 95,129.38	\$ 442.62	\$ 761,637.48	\$ 1,387.52
Sealy EDC General Investment Account	\$ 812,991.33	\$ -	\$ -	\$ 4,567.48	\$ 817,558.81	\$ 18,665.70
Econ. Devel. Sales Tax Fund Portion of Pooled Cash	\$ (35,575.55)	\$ 248,619.79	\$ 339,139.46	\$ (37.80)	\$ (126,133.02)	\$ (63.84)
Sealy EDC Right-of-way/Road Construction Fund	\$ 275,107.33	\$ 24,847.07	\$ -	\$ -	\$ 299,954.40	\$ -
<b>Special Revenue Funds Total</b>	<b>\$ 2,212,808.67</b>	<b>\$ 926,208.62</b>	<b>\$ 808,583.27</b>	<b>\$ 5,790.16</b>	<b>\$ 2,336,224.18</b>	<b>\$ 23,073.31</b>
<b>Debt Service Fund</b>						
Interest & Sinking Funds Clearing Account	\$ 6,326.60	\$ 15,201.04	\$ 13,571.34	\$ 2.91	\$ 7,959.21	\$ 252.10
2010 Certificates of Obligation I&S Fund	\$ 426,843.11	\$ 69,142.42	\$ 410,115.63	\$ 503.58	\$ 86,373.48	\$ 1,969.14

CITY OF SEALY, TEXAS  
INVESTMENT PORTFOLIO — COMPOSITION BY FUND  
FOR THE QUARTER ENDED SEPTEMBER 30, 2019

	BEGINNING BALANCE AS OF 6/30/2019	DEPOSITS	WITHDRAWALS	QUARTER-TO- DATE INTEREST INCOME (EXPENSE)	ENDING BALANCE AS OF 9/30/2019	FISCAL-YEAR-TO- DATE INTEREST INCOME (EXPENSE)
2011 Certificates of Obligation I&S Fund	\$ 170,548.20	\$ 1,527.55	\$ 153,800.00	\$ 119.67	\$ 18,395.42	\$ 450.49
2015 Certificates of Obligation I&S Fund	\$ 673,176.14	\$ 7,465.19	\$ 600,925.00	\$ 480.25	\$ 80,196.58	\$ 1,815.33
2016 General Obligation Refunding Bonds I&S Fund	\$ 440,556.53	\$ 917.43	\$ 93,713.01	\$ 1,943.11	\$ 349,704.06	\$ 7,913.99
Debt Service Fund Portion of Pooled Cash	\$ (0.00)	\$ -	\$ 56.23	\$ -	\$ (56.23)	\$ 2.68
<b>Debt Service Fund Total</b>	<b>\$ 1,717,450.58</b>	<b>\$ 94,253.63</b>	<b>\$ 1,272,181.21</b>	<b>\$ 3,049.52</b>	<b>\$ 542,572.52</b>	<b>\$ 12,403.73</b>
<b>Capital Projects Funds</b>						
2015 Certificates of Obligation Capital Projects Fund	\$ 312,845.60	\$ 299,638.74	\$ 612,484.34	\$ -	\$ (0.00)	\$ 45,247.67
Utility/Infrastructure Impr's to Prasek's Development	\$ 3,500.00	\$ -	\$ -	\$ -	\$ 3,500.00	\$ -
2018 Certificates of Obligation Construction Fund	\$ 10,915,066.20	\$ 9,200.45	\$ 979,567.78	\$ 57,267.14	\$ 10,001,966.01	\$ 225,512.34
<b>Capital Projects Funds Total</b>	<b>\$ 11,231,411.80</b>	<b>\$ 308,839.19</b>	<b>\$ 1,592,052.12</b>	<b>\$ 57,267.14</b>	<b>\$ 10,005,466.01</b>	<b>\$ 270,760.01</b>
<b>Governmental Funds Total</b>	<b>\$ 16,047,580.96</b>	<b>\$ 2,697,359.58</b>	<b>\$ 5,396,252.02</b>	<b>\$ 67,405.93</b>	<b>\$ 13,416,094.45</b>	<b>\$ 311,691.41</b>
<b>Proprietary Funds</b>						
<b>Enterprise Funds</b>						
Gas Customer Deposits Account	\$ 114,190.00	\$ 3,872.71	\$ 4,352.40	\$ 504.69	\$ 114,215.00	\$ 2,080.60
Water & Sewer Fund	\$ 1,650,245.96	\$ 835,140.59	\$ 1,079,732.29	\$ 1,160.92	\$ 1,406,815.18	\$ 4,677.95
Gas Fund	\$ 507,525.33	\$ 290,656.52	\$ 342,814.56	\$ 246.61	\$ 455,613.90	\$ 984.33
Solid Waste Fund	\$ (449,954.67)	\$ 471,995.15	\$ 482,458.61	\$ (187.57)	\$ (460,605.70)	\$ (720.81)
Water Customer Deposits Account	\$ 123,598.00	\$ 5,697.71	\$ 5,227.40	\$ 504.69	\$ 124,573.00	\$ 2,080.60
Waterworks & Sewer System Capital Improvements	\$ 854,750.00	\$ -	\$ -	\$ -	\$ 854,750.00	\$ -
<b>Enterprise Funds Total</b>	<b>\$ 2,800,354.62</b>	<b>\$ 1,607,362.68</b>	<b>\$ 1,914,585.26</b>	<b>\$ 2,229.34</b>	<b>\$ 2,495,361.38</b>	<b>\$ 9,102.67</b>
<b>Internal Service Funds</b>						
Self-insurance Fund	\$ 57,230.92	\$ 167,887.66	\$ 158,496.58	\$ -	\$ 66,622.00	\$ -
<b>Internal Service Funds Total</b>	<b>\$ 57,230.92</b>	<b>\$ 167,887.66</b>	<b>\$ 158,496.58</b>	<b>\$ -</b>	<b>\$ 66,622.00</b>	<b>\$ -</b>
<b>Proprietary Funds Total</b>	<b>\$ 2,857,585.54</b>	<b>\$ 1,775,250.34</b>	<b>\$ 2,073,081.84</b>	<b>\$ 2,229.34</b>	<b>\$ 2,561,983.38</b>	<b>\$ 9,102.67</b>
<b>Grand Total</b>	<b>\$ 18,905,166.50</b>	<b>\$ 4,472,609.92</b>	<b>\$ 7,469,333.86</b>	<b>\$ 69,635.27</b>	<b>\$ 15,978,077.83</b>	<b>\$ 320,794.08</b>

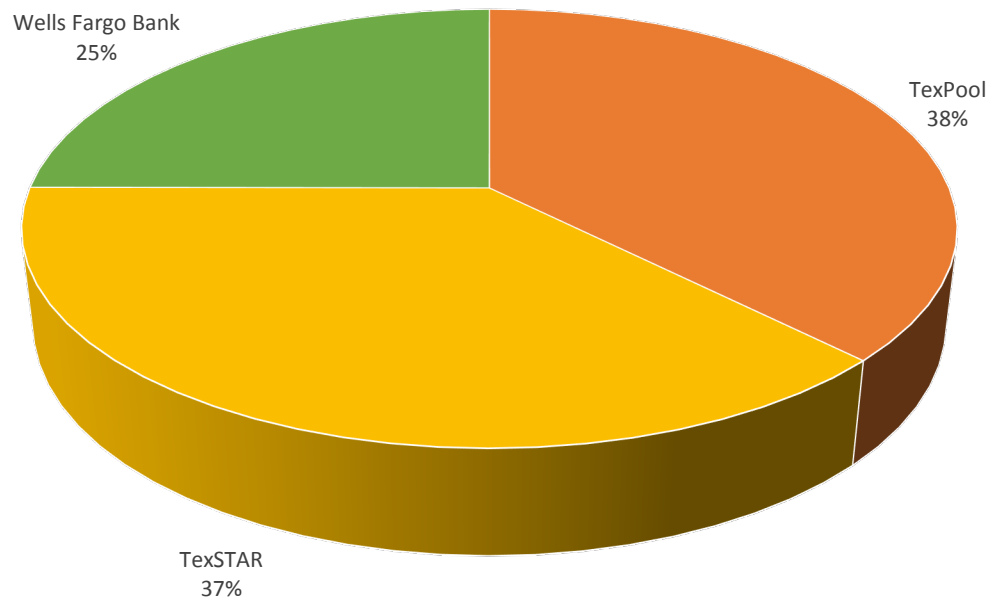
City of Sealy, Texas  
Investment Portfolio — Composition by Fund  
As of September 30, 2019



**CITY OF SEALY, TEXAS**  
**INVESTMENT PORTFOLIO — COMPOSITION BY ISSUER**  
**FOR THE QUARTER ENDED SEPTEMBER 30, 2019**

	BEGINNING BALANCE AS OF 6/30/2019	DEPOSITS	WITHDRAWALS	QUARTER-TO- DATE INTEREST INCOME (EXPENSE)	ENDING BALANCE AS OF 9/30/2019	FISCAL-YEAR-TO- DATE INTEREST INCOME (EXPENSE)
TexPool	\$ 5,962,850.02	\$ -	\$ 524.50	\$ 33,753.32	\$ 5,996,078.84	\$ 154,501.00
TexSTAR	\$ 5,962,450.14	\$ -	\$ 520.92	\$ 33,240.84	\$ 5,995,170.06	\$ 153,671.16
Wells Fargo Bank	\$ 6,979,866.34	\$ 4,472,609.92	\$ 7,468,288.44	\$ 2,641.11	\$ 3,986,828.93	\$ 12,621.92
<b>Grand Total</b>	<b>\$ 18,905,166.50</b>	<b>\$ 4,472,609.92</b>	<b>\$ 7,469,333.86</b>	<b>\$ 69,635.27</b>	<b>\$ 15,978,077.83</b>	<b>\$ 320,794.08</b>

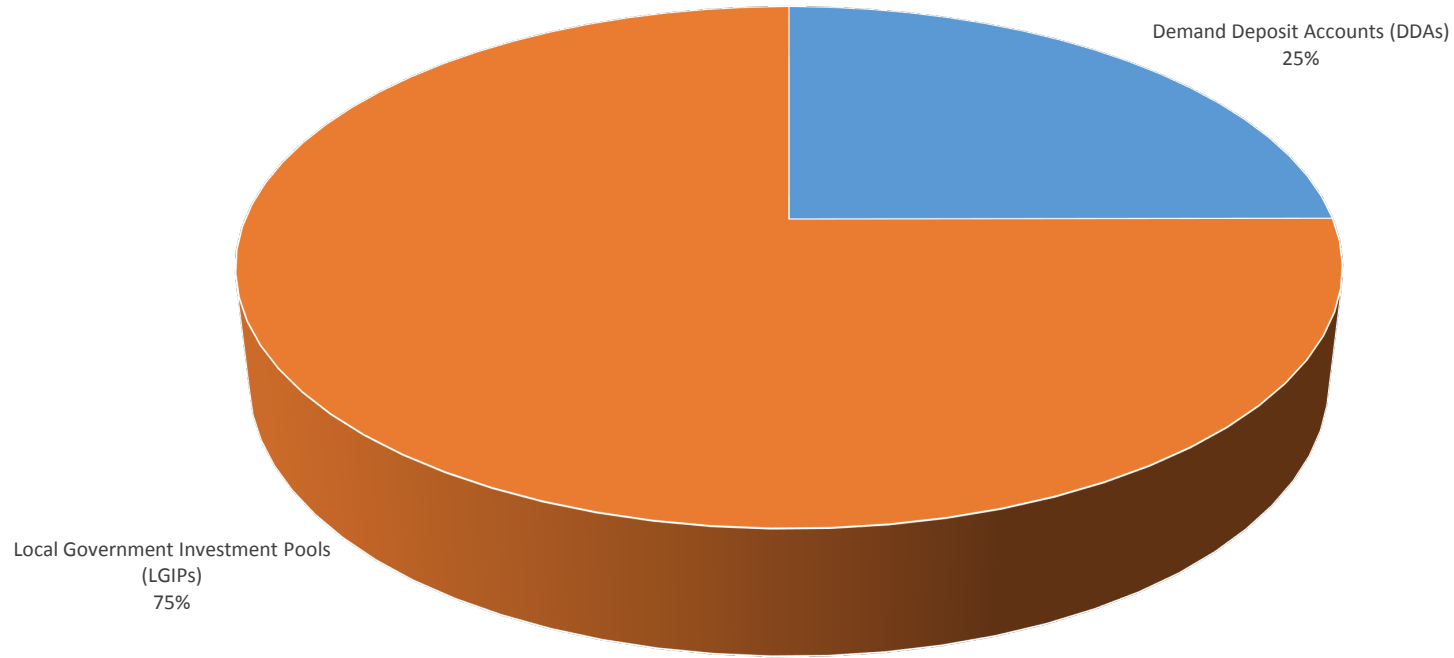
City of Sealy, Texas  
Investment Portfolio — Composition by Issuer  
As of September 30, 2019



**CITY OF SEALY, TEXAS**  
**INVESTMENT PORTFOLIO — COMPOSITION BY SECURITY TYPE**  
**FOR THE QUARTER ENDED SEPTEMBER 30, 2019**

	<b>BEGINNING BALANCE AS OF 6/30/2019</b>	<b>DEPOSITS</b>	<b>WITHDRAWALS</b>	<b>QUARTER-TO- DATE INTEREST INCOME (EXPENSE)</b>	<b>ENDING BALANCE AS OF 9/30/2019</b>	<b>FISCAL-YEAR-TO- DATE INTEREST INCOME (EXPENSE)</b>
Demand Deposit Accounts (DDAs)	\$ 6,979,866.34	\$ 4,472,609.92	\$ 7,468,288.44	\$ 2,641.11	\$ 3,986,828.93	\$ 12,621.92
Local Government Investment Pools (LGIPs)	\$ 11,925,300.16	\$ -	\$ 1,045.42	\$ 66,994.16	\$ 11,991,248.90	\$ 308,172.16
<b>Grand Total</b>	<b>\$ 18,905,166.50</b>	<b>\$ 4,472,609.92</b>	<b>\$ 7,469,333.86</b>	<b>\$ 69,635.27</b>	<b>\$ 15,978,077.83</b>	<b>\$ 320,794.08</b>

City of Sealy, Texas  
Investment Portfolio — Composition by Security Type  
As of September 30, 2019



**CITY OF SEALY, TEXAS**  
**INVESTMENT PORTFOLIO — COMPOSITION BY MATURITY**  
**AS OF SEPTEMBER 30, 2019**

Maturity Date Range	Ending Balances
90 days and less	\$ 15,978,077.83
91 to 180 days	\$ -
181 to 365 days	\$ -
366 to 730 days	\$ -
More than 730 days (over 2 years)*	\$ -
<b>Total</b>	<b>\$ 15,978,077.83</b>

*\*Prohibited by investment policy currently in effect*

City of Sealy, Texas  
Investment Portfolio — Composition by Maturity  
As of September 30, 2019

